



---

# WE LOVE DIAMONDS

---

## JEWELLERY SIZING GUIDE

EXCLUSIVELY FROM  
WE LOVE DIAMONDS

---





# WE LOVE DIAMONDS

## UK RING SIZING GUIDE


WE LOVE DIAMONDS OFFER A FREE RING RESIZING SERVICE SHOULD YOU REQUIRE AN ADJUSTMENT. PLEASE CONTACT US TO FACILITATE THIS. WE CAN WORK TO ANY SIZE FORMAT (INCLUDING EU AND AMERICAN SIZES) AND WE ARE ABLE TO SUPPLY YOUR RING(S) IN ANY BESPOKE SIZE SUCH AS A HALF SIZE WHERE REQUIRED/VIALE. IF YOU DO NOT KNOW THE RING SIZE YOU REQUIRE THEN THIS FREE GUIDE SHOULD HELP YOU AT LEAST GET A GOOD IDEA. **PLEASE NOTE:** IF YOU ARE PRINTING THIS GUIDE OFF YOURSELF THEN YOU MUST YOU PRINT IT AT 100% AND NOT SELECT THE "SCALE TO FIT PAGE" OR "SHRINK TO FIT PAGE" OPTIONS. FOR ACCURACY OF SCALE, PLEASE MEASURE THE LINE BELOW TO ENSURE ITS WIDTH IS 50MM / 5CM.

5CM / 50MM



### OPTION ONE:

IF YOU HAVE A RING WITH A SIMILAR BAND WIDTH THAT IS WORN ON THE SAME FINGER YOU ARE PURCHASING A RING FOR THEN SIMPLY PLACE THAT RING OVER THE CIRCLES BELOW STARTING AT "G". MOVE UP THE UK RING SIZES BELOW UNTIL THE CIRCLE COMPLETELY FILLS THE RINGS CENTRE WITH NO GAPS. IF YOU ARE UNSURE BETWEEN TWO SIZES THEN **ALWAYS CHOOSE THE LARGER SIZE.**



**PLEASE NOTE** THAT THIS RING SIZING GUIDE IS A GUIDE ONLY AND NOT AN EXACT TOOL TO MEASURE YOUR RING SIZE PRECISELY. THE BAND WIDTH OF A RING CAN MAKE A BIG DIFFERENCE TO THE ULTIMATE FIT AS CAN THE DESIGN OF THE ACTUAL RING.

### OPTION TWO:

IF YOU DO NOT HAVE A RING TO COMPARE THEN PLEASE CUT OUT THE SIZING TOOL BELOW AND MAKE A SLIT WHERE INDICATED. PUSH THE END THROUGH THE SLIT AND SLIP IT OVER YOUR FINGER AND ADJUST UNTIL IT FITS COMFORTABLY AROUND THE FINGER. DO NOT PULL THE SIZER TOO TIGHTLY AS THAT WILL GIVE YOU AN INCORRECT SIZE. CHECK YOU ARE ABLE TO PULL THE SIZER OVER THE KNUCKLE WITHOUT DIFFICULTY. YOUR RING SIZE WILL BE THE LETTER SHOWN IN THE SLIT.







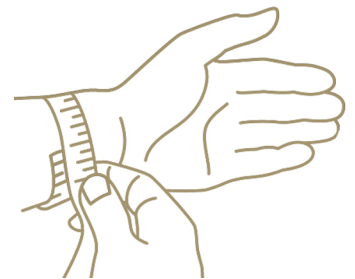
# WE LOVE DIAMONDS

## BRACELET SIZING GUIDE

### THREE EASY STEPS FOR THE PERFECT FIT

**STEP ONE:** IF YOU ARE PRINTING THIS BRACELET SIZING GUIDE OFF YOURSELF THEN YOU MUST PRINT IT AT 100% AND NOT SELECT THE "SCALE TO FIT PAGE" OR "SHRINK TO FIT PAGE" OPTIONS. THE RULER SHOWN SHOULD INDEED MEASURE 12"

**STEP TWO:** CUT OUT THE RULER FROM THE PAGE



**STEP THREE:** WRAP OUR PAPER RULER AROUND YOUR WRIST AS SHOWN AND IDEALLY ON THE PART OF YOUR WRIST WHERE YOU WANT YOUR BRACELET TO SIT/REST. READ THE NUMBER WHERE THE ENDS OF THE RULER OVERLAP. THIS IS YOUR BRACELET SIZE IN TERMS OF YOUR BASIC WRIST CIRCUMFERENCE (BEFORE ANYTHING ELSE LIKE DRAPING IS CONSIDERED)

### TOP TIPS

(1) IF YOU PREFER A WRIST-HUGGING AND PERFECTLY SNUG FIT THEN YOU SHOULD USE THE ACTUAL MEASURED CIRCUMFERENCE OF YOUR WRIST AND, AT MOST, ADD 1/4" TO 1/2" TO THE SIZE

(2) IF YOU WOULD PREFER A LOOSE FIT THEN INCREASE YOUR MEASUREMENTS IN INCREMENTS OF 1/4 OR 1/2 INCHES UNTIL YOU FIND THE IDEAL DRAPED FIT FOR YOUR WRIST

(3) FOR WOMEN, THE SIZES OF A BRACELET BEING WORN SNUG TO THE WRIST ARE AS FOLLOWS. A DELICATE WRIST WITH AN ACTUAL CIRCUMFERENCE SIZE OF 5.0" - 5.5" IS CONSIDERED EXTRA SMALL (XS). A WRIST SIZE OF 5.5" - 6.0" IS CONSIDERED SMALL. THE STANDARD MEDIUM SIZE IS 6.0" - 6.5". A FIRMER WRIST OF 6.5" TO 7.0" IS A LARGE SIZE AND AN EXTRA LARGE (XL) SIZE WOULD BE 7.0" TO 7.5". AS A GUIDE, A BRACELET WITH A LOOSE, DRAPED FIT WOULD TYPICALLY BE AROUND 7.5" TO 8.3" IN A MEDIUM SIZE.

(4) OUR DIAMOND TENNIS BRACELETS ARE TYPICALLY PRE-SIZED AT 7.5" AS THE BRACELET SIZE DOESN'T USUALLY MATTER THAT MUCH SINCE TENNIS BRACELETS ARE EASILY ADJUSTED BY MOVING LINKS AROUND AND MOST CUSTOMERS PREFER A DRAPED FIT.

(5) LARGER LINK OR CHUNKIER SIZED BRACELETS SHOULD FIT TIGHTER TO THE WRIST THAN THIN BRACELETS. MENS BRACELETS, ANKLE BRACELETS, BANGLES, STRETCH BRACELETS AND DOUBLE WRAP BRACELETS WILL ALL HAVE THEIR OWN UNIQUE SIZING REQUIREMENTS

**PLEASE NOTE** THAT THIS BRACELET/ANKLET SIZING GUIDE IS A GUIDE ONLY AND NOT AN EXACT TOOL TO MEASURE YOUR BRACELET SIZE PRECISELY. THE DESIGN OF ANY BRACELET SUCH AS THE CLASP, ANY LINKS AND OTHER FACTORS CAN MAKE A BIG DIFFERENCE TO THE ULTIMATE FIT AS CAN PERSONAL PREFERENCE.



# WE LOVE DIAMONDS

## NECKLACE SIZING GUIDE

### LADIES

### MENS



NECKLACE LENGTH IS A VERY PERSONAL CHOICE WHICH IS OFTEN DEPENDENT ON OTHER NECKLACES AND PENDANTS THAT YOU MAY BE WEARING, YOUR OUTFIT AND EVEN A PARTICULAR OCCASION.

YOU CAN USE AN EXISTING NECKLACE AS A GUIDE TO LENGTH BY MEASURING IT. SIMPLY STRETCH THE NECKLACE OUT ON A FLAT SURFACE IN A STRAIGHT LINE. THEN MEASURE FROM ONE END OF THE CLASP TO THE OTHER END.

IF YOU'RE MEASURING FOR A CHOKER NECKLACE THEN YOU WILL WANT IT TO FIT COMFORTABLY AROUND YOUR NECK. WE RECOMMEND USING A FLEXIBLE TAPE MEASURE TO FIRST IDENTIFY YOUR NECK SIZE. YOU SHOULD THEN ADD 2 INCHES / 50MM TO YOUR MEASURED NECK SIZE WHICH SHOULD THEN BE THE PERFECT CHOKER SIZE FOR YOUR NECK.

MANY OF OUR DIAMOND NECKLACES COME IN A SINGLE SIZE ALTHOUGH MANY HAVE AN ADJUSTABLE CLASP. WHERE POSSIBLE/VIABLE, WE'RE ALWAYS HAPPY TO RESIZE YOUR NECKLACE FOR YOU FREE IN LINE WITH OUR PUBLISHED TERMS AND CONDITIONS OF BUSINESS.

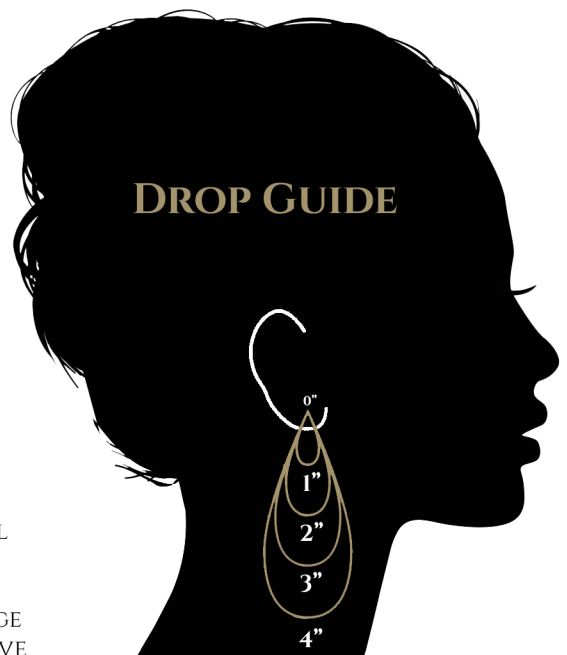
## EARRING SIZING GUIDE

THERE ARE COUNTLESS STYLES AND DESIGNS OF DIAMOND EARRINGS BUT DIAMOND STUDS ARE THE ABSOLUTE CLASSIC AND WHEN IT COMES TO STUDS THERE ARE MANY OPTIONS.

FOR DIAMOND STUDS THERE ARE THE OBVIOUS STANDARDS. ROUND BRILLIANT CUT DIAMONDS ARE THE MOST POPULAR CHOICE AS THEY OFFER MAXIMUM BRIGHTNESS, FIRE AND SPARKLE. PRINCESS CUT (SQUARE SHAPE) DIAMONDS ARE ALSO HIGHLY APPEALING ON ACCOUNT OF THEIR EXQUISITE AND SYMMETRICAL FACET ARRANGEMENT WHICH HELPS UNDERPIN SUPERB SPARKLE AND SCINTILLATION. CUSHION CUT AND OVAL SHAPED DIAMONDS ARE INCREASINGLY POPULAR AS THEY OFFER A REAL VINTAGE AND FEMININE LOOK. ASSCHER AND EMERALD CUT DIAMOND STUDS HAVE BEAUTIFULLY ANGLED CUTS WHICH ALSO GIVE A REAL VINTAGE APPEAL. HEART SHAPED, PEAR SHAPED AND MARQUISE CUT DIAMONDS HAVE A VERY UNIQUE AND BOLD STYLE. THE SETTING OF THE DIAMOND IS VERY IMPORTANT WITH OPTIONS LIKE A 4 PRONG SETTING, A HALO SETTING, A MARTINI SETTING AND A BEZEL SETTING ALL BEING THE MOST COMMON.



### DROP GUIDE



**PLEASE NOTE** THIS IS A GUIDE ONLY AND ANY DIAMONDS SHOWN ARE NOT NECESSARILY TRUE TO SIZE